



THE WORLD OF LIGHT AND COLOR

THE BASICS

DTP & PROOF

PROOF & PRINT

GRAPHIC DESK 5000





LIGHT AND COLOR

Three things are required to realize color:

Light - The Eyes - An Object.

Without light, there is no color.

In a physical sense light is a form of electromagnetic radiation. Visible to the human eye are colors in the ultraviolet and infra-red radiation ranging between 380 - 780 Nanometers, which

is relatively a narrow band in relation to the entire spectrum.

The available range becomes visible to us only if the light source renders all wave lengths of the spectrum with the same intensity. This means that the actual colors that we see are dependent on the light source. Natural daylight provides a relatively even spec-

trum of light, but varies according to the time of day and seasons, making it unsuitable for the proper judgement of colors. Required here are standardized light sources produced with artificial daylight.

This is the only way that visual color communication can be achieved in every phase of a production process.



JUST NORMLICHT



THE BASICS

Light and Color	2
Just Special Fluorescent Tubes	5
Color Control Daylight 5000/6500	



DTP & PROOF

Reflective and Transmissive:

Color Communicator	6
Color Master	7
Color Match 5000 Combi	8
Color Match 5000 Duo	9
Mini Color Match Studio/Portable	10

Transmissive:

Transp. Bracketed Viewer	11
Smart Light, Mini 5000	12
Classic Line	13
Litho Light Table	14



PROOF & PRINT

JUST Pantone Color Viewing Light	15	Color Proof Station	20
Color Proof Lights, asymmetrical	16	Color Proof/Paper Station	21
Color Proof Lights, symmetrical	17	Offset Plate Inspection Station	22
Challenge, Performance	18	Control Station CTP PRO	23
Proof Top Multi	19		



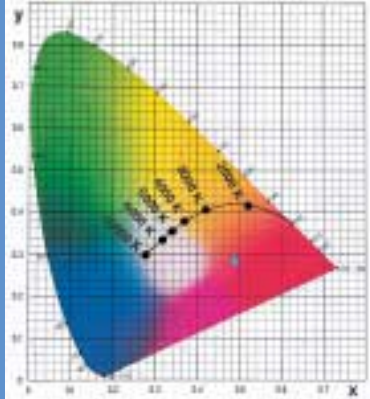
GRAPHIC DESK 5000

System Cabinets	24	Studio Light System 5000	25
Workstation Solutions	26		
with different table sizes, corner pieces and light surfaces			





QUALITY CONTROL



The x,y-standard color table (CIE 1931) contains all colors which are visible to the human eye. The shown "Planck curve" describes different color areas with color temperatures in Kelvin.


The Meaning of Standardized Light

The basic requirements for visual color judgement in the Graphic and Printing industries are standardized lighting conditions. Judgement criteria must be the same from the initial layout through the final printed product. It is indisputable that impressions of a proof or slide change when viewed under different light intensity and color temperature.

Color Management becomes more complicated when using digital tools right from the start and throughout this process making the use of standardized light essential to compare the different color behaviors in scanners, monitors, printers, and color management systems.



Basic for all products of JUST Normlicht: The International Standard ISO 3664. The new final version from Sept. 2000 shows the current definition of viewing conditions for graphic technology and photography.



Constant Quality Assurance

JUST Normlicht puts a great value on maintaining specified tolerances. All JUST Normlicht's quality criteria are constantly being checked with the aid of spectrometric measurement devices.

JUST Normlicht Quality

The color of the light, which is described in color temperature and Kelvin is not the only important factor in the quality of the proper lighting. Light sources with the same light color can be composed with different spectral qualities leading to a different color rendering index.

Further important quality criteria are: Color rendering index (CRI), light intensity (Lux) and light density (Candela) as well as even light distribution.

Regarding these criteria, the European NORM ISO 3664 as well as the American Standard ANSI PH 2.30 allow tolerances for all these areas. Tolerances are especially large in regards to the color of light. Just Normlicht has made a name for itself by minimizing these tolerances where technically possible.



THE BASICS



COLOR CONTROL DAYLIGHT 5000/6500

The special JUST Normlicht fluorescent tubes with a unique color rendering index combine energy-saving high light strength with maximum color rendering.

These unique features enable the discriminating professional to see suitable shades and hues previously impossible to differentiate.



To sum it up



- Maximum color rendering index
- High light strength
- Restricted production tolerances

5000 Kelvin

Fluorescent tube for the prepress area and referred to the new ISO 3664 also recommended for the press area.

Comparison:
transparency with proof

Change of tubes:

In time, all fluorescent tubes diminish their Kelvin output. In order to provide consistently accurate and reliable color evaluations, JUST Normlicht recommends changing the tubes after approx. 2500 to 3000 hours of service. Replacement tubes are available on request.

6500 Kelvin

The common fluorescent tube for the press area today.

Comparison:
proof with press sheet

Type/Watt	Length	Item No. 1 piece	Item No. 25 pieces	Item No. 1 piece	Item No. 25 pieces
LL/SE 8W	290 mm	18150	5934	-	-
LL/SE 13W	530 mm	17558	24109	-	-
LL/SE 15W	438 mm	729	5959	-	-
LL/SE 18W	590 mm	19240	5975	-	-
LL/SE 36W	1200 mm	18515	5991	6536	6049
LL/SE 58W	1500 mm	6312	6015	6544	6056



COLOR COMMUNICATOR

Color evaluation for digital imaging

JUST's Color Communicator allows exact color matching among a slide, color monitor and proof during any stage of an imaging process.

Electronic Dimmer

Reflective and transmissive lighting are equipped with electronic dimmer for exact adjustment to monitor brightness.



To sum it up



- Transmissive and Reflective lighting
- Electronic Dimmer
- Even Illumination
- Standardized lighting ISO 3664/ANSI PH 2.30
- Flexible and space-saving
- Usable for all common monitor types

Flexible swivel arms

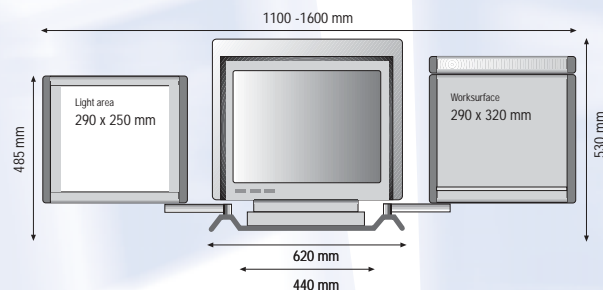
Two light sources on swivel arms integrate the color monitor in an optimal way. The complete system allows color matching among a slide, color monitor and proof during any stage of the process.

Space-saving unit with a flexible range from approximately 1100 to 1600 mm.

Item No.	Type	Light area cm	Worksurface cm	Watt
----------	------	------------------	-------------------	------

Color Communicator

10116	CMC/DP 1AC SF	29 x 25	29 x 32	3 x 8
-------	---------------	---------	---------	-------



JUST NORMLICHT GERMANY

COLOR MASTER



Color Proofs in true light !

Color Master, the new reflection copy holder for DTP-workplaces! Totally glare- and reflection-free workspace due to new indirect lighting technique. Even illumination guaranteed. Standardized light with 5000 Kelvin, Electronic Dimmer, resting rail.

Color Master DUO: Choose between transmissive lighting at the base (DUO 1) or integrated in the worksurface (DUO 2).

Item No. 10959

even illumination !

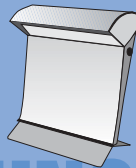


pat. pend.



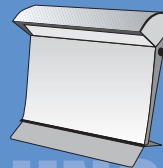
Item No. 10769

COLOR MASTER **S**



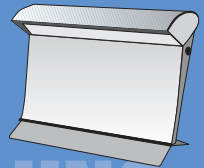
UNO

COLOR MASTER **L**




UNO


COLOR MASTER **XL**



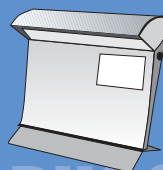
UNO



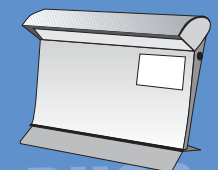
DUO 1



DUO 1



DUO 2



DUO 2

Item No.	Type	Light area cm	Worksurface cm	Outside dim. cm	Watt
----------	------	------------------	-------------------	--------------------	------

Color Master S, L and XL

10744	CMA/VD S	UNO	-	30 x 35	45 x 36 x 20	2 x 24
10769	CMA/VD L	UNO	-	31 x 48	52 x 50 x 30	2 x 36
10876	CMA/VD L	DUO 1	15 x 20	31 x 48	52 x 50 x 45	2 x 36/1x8
10900	CMA/VD L	DUO 2	15 x 20	31 x 48	52 x 50 x 30	2 x 36/1x8
10777	CMA/VD XL	UNO	-	37 x 63	58 x 65 x 35	2 x 55
10884	CMA/VD XL	DUO 1	15 x 20	37 x 63	58 x 65 x 45	2 x 55/1x8
10959	CMA/VD XL	DUO 2	15 x 20	37 x 63	58 x 65 x 35	2 x 55/1x8



COLOR MATCH 5000 COMBI



Item No. 10918

Electronic Dimmer

Reflective and transmissive lighting with electronic dimmer for exact adjustment to monitor brightness.

Visual color matching and digital imaging

Visual color matching of slides and proofs with reflective and transmissive lighting. Ideal for using at computer publishing workstations. Comes with a base, bracket or swivel arm.



Item No. 8532

To sum it up



- Transmissive and
- Reflective lighting
- Electronic Dimmer
- Standardized lighting ISO 3664/ANSI PH2.30
- Even Illumination



Item No. 8557
with table clamp

The High-End Area

In this area automated processes and color rendering are critical for printing results. Colors regardless of hard- and software being incorporated must stay identical from start to finish. The visual color comparisons with JUST Normlicht in every processing phase adds an element of security along the way.

Item No.	Type	Light area cm	Worksurface cm	Outside dim. cm	Watt
----------	------	------------------	-------------------	--------------------	------

Color Match 5000 Combi – Reflective/Transmissive

10918	CMC/VD 2C bracket	31 x 30	31 x 43	56 x 50	3 x 15
8573	CMC/VD 2C base	31 x 30	31 x 43	56 x 50	3 x 15
8557	CMC/VD 2C swivel arm/clamp	31 x 30	31 x 43	56 x 50	3 x 15
10926	CMC/VD 2AC bracket	31 x 45	31 x 58	56 x 64	3 x 18
8532	CMC/VD 2AC base	31 x 45	31 x 58	56 x 64	3 x 18
8516	CMC/VD 2AC swivel arm/clamp	31 x 45	31 x 58	56 x 64	3 x 18

Color Match 5000 – Reflective lighting

8458	CMC/VD 2 base	–	31 x 43	56 x 50	1 x 15
8607	CMC/VD 2A base	–	31 x 58	56 x 64	1 x 18

COLOR MATCH 5000 DUO



Transparency and proof – side by side

Color Match 5000 Duo with transmissive and reflective lighting offers color matching between transparency and proof simultaneously. A complete solution for using at DTP-workstations.



Item No. 5876

With lightsurface at the base...

More space for prints or proofs. Convenient light surface at the base part for viewing small and middle-size transparencies. Big enough for 7 small or 5 middle-size transparencies.



Item No. 5884

JUST Color Match Duo

Compact and space-saving unit for exact color matching under standardized lighting conditions. Side by side - both with electronic dimmer.

Item No.	Type		Light area cm	Worksurface cm	Outside dim. cm	Watt
Color Match 5000 DUO						
5876	CMC/VD 1	DUO	8,5 x 38	31 x 58	56 x 64	1 x 15/18
5884	CMC/VD 2	DUO	31 x 25	31 x 58	56 x 64	3 x 18





COLOR MATCH STUDIO

Color Match Studio

Transmissive and reflective lighting with Electronic Dimmer for exact adjustment to monitor brightness. Comes with clamping and resting rail.



Item No. 20511

Perfect presentation anywhere

Professional presentation of slides, proofs and copies are now possible anywhere: In the Studio, Advertising Agency, DTP-Studio or at your customer's facility.



Item No. 20529

Color Match Portable

Simply open and present

Equipped with a carry handle that converts to an adjustable stand. Comes with clamping and resting rail.



Item No. 3236



Item No.	Type	Light area cm	Worksurface cm	Outside dim. cm	Watt
Color Match Studio – Electronic Dimmer					
20511	CM5/VM 2C base	29 x 25	29 x 32	34 x 38	3 x 8
20529	CM5/VM 2C base	29 x 48	29 x 53	34 x 61	3 x 13
Color Match Portable					
3236	CM5/VM 2C bracket	29 x 25	29 x 32	34 x 38	3 x 8

TRANSPARENCY VIEWER



Bracketed Transparency Viewers...

Professional mini 5000 flat viewer equipped with a carrying handle that converts to an adjustable stand, clamping- and resting rail. For presentations anywhere.



Item No. 4028

Item No. 4010

... for professionals!

Color Control Professional transparency bracketed viewer. With electronic ballast, which means instant start, no flickering, kind to the eyes. With electronic dimmer.

Item No. 19083



Accessories...

In combination with JUST proof station or for mounting on tables: Transparency viewer with electronic dimmer, light guard and swivel arm.

Item No. 5041+13821

Please order mounting parts separately !

Item No.	Type	Light area cm	Outside dim. cm	Watt
----------	------	------------------	--------------------	------

Mini 5000 - Transparency Bracketed Viewer

4010	CM5/DN mini 1A	19 x 25	24 x 38 x 4	1 x 8
4028	CM5/DN mini 2A	29 x 25	34 x 38 x 4	2 x 8
4036	CM5/DN mini 4	29 x 48	34 x 61 x 4	2 x 13

Color Control Professional - Transp. Bracketed Viewer

19083	CCP/DN 2B	30 x 30	42 x 48 x 7,5	2 x 15
5041	CCP/DN 2SWA/DN	30 x 30	42 x 48 x 7,5	2 x 15
6908	CCP/DN 2B SF	30 x 30	47 x 48	2 x 15
13771	SWA/CC BTK	table clamp for swivel arm		
13789	SWA/CC BWW	wall mounting part for swivel arm		
13821	CCP/DN 2 LSH	light guard		



Item No. 6908



TRANSPARENCY VIEWER

To sum it up



- **JUST Color Control Daylight 5000**
- **Standardized lighting (ISO 3664)**
- **Even illumination**
- **Color Rendering Index CRI 98**

Color Control Smart Light 5000

JUST Normlicht's price-attractive flat viewer in six different sizes for every field of application.



Item No. 2105

mini 5000

Mini 5000 viewers with a great design are flat (4 cm), easy to handle and lightweight. Professional quality with non reflective acrylic light surface.

Item No. 3384



Item No. 15412

Bring it along for a perfect presentation !



mini 5000 available with or without battery power.

Item No.	Type	Light area cm	Outside dim. cm	Watt
----------	------	---------------	-----------------	------

Smart Light 5000		Transparency Flat Viewer		
2105	SL 5/DL 1	26 x 38	32 x 48 x 6	1 x 15
2113	SL 5/DL 1A	26 x 51	32 x 63 x 6	1 x 18
3368	SL 5/DL 2	35 x 38	42 x 48 x 6	2 x 15
3814	SL 5/DL 2A	35 x 51	42 x 63 x 6	2 x 18
11346	SL 5/DL 2B	35 x 92	42 x 104 x 6	2 x 36
12146	SL 5/DL 2C	35 x 112	42 x 124 x 6	2 x 36
mini 5000		Transparency Flat Viewer		
11049	CM5/DM mini 1A	20 x 25	24 x 38 x 4	1 x 8
15412	CM5/DM mini 2A	30 x 25	34 x 38 x 4	2 x 8
11726	CM5/DM mini 4	30 x 48	34 x 61 x 4	2 x 13
3384	CM5/DM mini 4S with bracket	30 x 48	34 x 61 x 4	2 x 13
11312	CM5/DM mini 1A with battery	20 x 25	24 x 38 x 4	1 x 8
4416	CM5/ZU 220/50	Supply cord for 11312		

CLASSIC LINE



A Classic of transparency viewers!

When quality cannot be compromised JUST Classic Line fills the bill. With convenient features like electronic ballasts and electronic dimmer.



To sum it up



- **Electronic dimmer**
- **Electronic ballasts**
- **Non-flickering light**
- **Even Illumination**
- **JUST Color Control Daylight 5000**



Reproduction of transparencies...

Classic Line is an ideal light source for reproduction of transparencies or digitalization via scanner. Electronic ballasts and dimmer guarantee non flickering lighting and even illumination.

Item No. 17269

Item No.	Type	Light area cm	Outside dim. cm	Watt
Classic Line - 2 Brightness levels				
117	CL/DL 1	35 x 34	38 x 48 x 8	2 x 15
125	CL/DL 2	34 x 59	48 x 62 x 8	3 x 15
133	CL/DL 4	48 x 74	62 x 76 x10	4 x 18
Classic Line - Electronic Dimmer				
17244	CL/DL 1 EVG	38 x 35	52 x 38 x 8	2 x 15
17269	CL/DL 3 EVG	52 x 35	66 x 38 x 8	2 x 18
17277	CL/DL 4 EVG	74 x 48	76 x 62 x10	4 x 18
11866	CL/DL 5 EVG	86 x 35	100 x 38 x10	2 x 36
11874	CL/DL 6 EVG	86 x 59	100 x 62 x10	3 x 36
21865	CL/DL 7 EVG	109 x 35	123 x 38 x10	2 x 36
21899	CL/DL 8 EVG	109 x 59	123 x 62 x10	3 x 36

Alternative: 2 brightness levels

The top quality viewers equipped with 2 brightness levels are available in 3 sizes up to 48 x 74 cm.



Item No. 125

LITHO LIGHT TABLES

Ideal light sources for litho or transparencies - make your choice...



Standard with manual height adjustment



VARIO with spring loaded height adjustment.

Litho Light Tables:

For cutting, pasting or retouching, with scratch resistant surface.

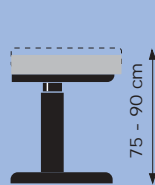
Transparency Light Tables:

Complying with the standards of 5000 K in slide evaluation. With glare free, non reflective acrylic surface, even illumination and high light strength.

STANDARD

manual height adjustment

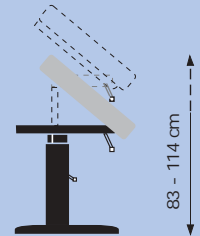
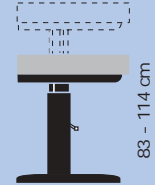
manual height adjustment and 85° slope adapter



VARIO

spring loaded height adjustment

spring loaded and 85° slope adapter



Outside dim. cm	Light area cm	Type	Item No.	Type	Item No.	Type	Item No.	Type	Item No.
Litho Light Tables				With scratch resistant glass and white acrylic.		*) With electronic dimmer 300 - 3500 Lux, and electronic ballasts			
80 x 100	73 x 93	LT / LM ST 4	21311	LT / LM MV 4	21444	LT / LM HO 4	21337	LT / LM SV 4	21519
80 x 123	73 x 116	LT / LM ST 5	21535	LT / LM MV 5	21725	LT / LM HO 5	21568	LT / LM SV 5	21816
80 x 153	73 x 146	LT / LM ST 6	21915	LT / LM MV 6	21972	LT / LM HO 6	21949	LT / LM SV 6	21998
100 x 123	93 x 116	*LTS/LM ST 9	23028	*LTS/LM MV 9	23150	*LTS/LM HO 9	23036	*LTS/LM SV 9	23168
100 x 153	93 x 146	*LTS/LM ST 10	23176	*LTS/LM MV 10	23192	*LTS/LM HO 10	23184	*LTS/LM SV 10	23200
Transparency Light Tables				With glare free, non reflective acrylic light surface (6mm). Standardized with electronic dimmer 500 - 5000 Lux and electronic ballasts					
80 x 100	73 x 93	LTS/NL ST 4	21006	LTS/NL MV 4	21030	LTS/NL HO 4	21014	LTS/NL SV 4	21048
80 x 123	73 x 116	LTS/NL ST 5	21055	LTS/NL MV 5	21071	LTS/NL HO 5	21063	LTS/NL SV 5	21089
80 x 153	73 x 146	LTS/NL ST 6	21105	LTS/NL MV 6	21139	LTS/NL HO 6	21121	LTS/NL SV 6	21147
100 x 123	93 x 116	LTS/NL ST 9	21154	LTS/NL MV 9	21170	LTS/NL HO 9	21162	LTS/NL SV 9	21188
100 x 153	93 x 146	LTS/NL ST 10	21204	LTS/NL MV 10	21238	LTS/NL HO 10	21220	LTS/NL SV 10	21246

COLOR VIEWING LIGHT



Light and Color – JUST and PANTONE

JUST PANTONE Color Viewing Light with a maximum of 5 different light colors offers ideal conditions for color decisions under standardized lighting. Metameric effects can be recognized in time.

To sum it up

- 5 or 3 standardized light sources
- Electronic ballasts
- Service hour meter for 5000 K
- Metameric- and reflection-free viewing surface
- Interior reflection system



3 different Light Colors



Type: PJC/CVL 3
Item No.: 737



5 different Light Colors



Typ: PJC/CVL 5 E
Item No.: 521

PANTONE® Color Viewing Light with the **JUST ELECTRONIC CONTROL PANEL:**

Offers manual and programmable selection of light sources and an automatic mode which is important to maintain regularity when viewing different colors by providing a constant test criteria.

Permanent monitoring of the lifespan for all tubes ensures a consistent test environment by avoiding the use of aged tubes that no longer have the correct light color.

The digital display, along with diodes that change in appearance serves as a reminder to change tubes in a timely manner.

Symbol	Source	Color Temp. Kelvin	Color Rendering Index CRI	Watt	Lamp Type	Uses
--------	--------	--------------------	---------------------------	------	-----------	------

Uses

PANTONE Color Viewing Light

Symbol	Source	Color Temp. Kelvin	Color Rendering Index CRI	Watt	Lamp Type	Uses
	D 65	6500	98	2 x 18	Fluorescent Philips TL-D 18/965	North sky daylight, conforms to all important European and international regulations for visual color matching (CIE D 65).
	D 50	5000	98	2 x 18	JUST Fluorescent tube Color Control Daylight 5000	Daylight for color matching in the graphic arts industry. For reproductions and color proofs (CIE D50, ANSI PH 2.30, ISO 3664).
	TL 84	4100	85	2 x 18	Fluorescent Philips TL-D 18/840	Typical lighting for stores, offices, supermarkets and exhibition halls.
	A	2700	100	2 x 60	Incandescent	Typical incandescent for homes, offices or hotels.
	UV	—	—	1 x 8	Fluorescent Ultraviolet TL8W/08	Required for textile or paper industries, stimulates optical brightness, whitening agents, fluorescent pigments.

PANTONE® is a registered trademark of Pantone, Inc.



COLOR PROOF LIGHTS

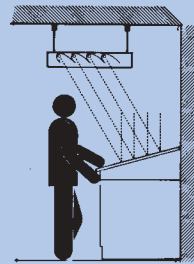
Asymmetrical Color Proof Lights

They are ideally used in combination with base cabinets with slanted surface in order to compare proofs with the final print sheets. The extremely asymmetrical direction of the interior aluminium reflectors casts light at precisely calculated angles on the viewing surface, eliminating glare and shadows.



Best solution for visual quality control!

The JUST Normlicht product line is sure to satisfy the requirements of any color proofing application. All versions available with 5000 or 6500 Kelvin.



To sum it up



- Exact directive lighting
- High light reflection capacity
- Glare- and reflectionfree
- Even illumination
- Easy changing of tubes

PRINT

Item No.	Type		Outside dim. cm	Lighted area cm	Watt	
Asymmetrical						
2477	CC/FD	1-AS-3/36	60 x 128 x 16	50 x 100	3 x 36	
2501	CC/FD	3-AS-4/36	80 x 128 x 16	70 x 100	4 x 36	
20115	CC/FD	4-AS-4/58	80 x 158 x 16	70 x 130	4 x 58	
18101	CC/FD	5-AS-4/36	100 x 128 x 16	100 x 100	4 x 36	
21279	CC/FD	6-AS-4/58	100 x 158 x 16	100 x 140	4 x 58	
Asymmetrical - electronic ballasts - digital hour meter						
11064	CCP/FD	1-AS-3/36	60 x 128 x 16	50 x 100	3 x 36	
11098	CCP/FD	3-AS-4/36	80 x 128 x 16	70 x 100	4 x 36	
11106	CCP/FD	4-AS-4/58	80 x 158 x 16	70 x 130	4 x 58	
11148	CCP/FD	5-AS-4/36	100 x 128 x 16	100 x 100	4 x 36	
11163	CCP/FD	6-AS-4/58	100 x 158 x 16	100 x 140	4 x 58	
11296	CCP/FD	8-AS-6/58	106 x 154 x 16	100 x 140	6 x 58	

COLOR PROOF LIGHTS



Symmetrical Color Proof Lights


Especially suitable for color correct office illumination and conference room lighting. The symmetrical, mirror like aluminium reflectors in combination with the prismatic acrylic glass distribute the light vertically and evenly over a level surface.



Modern Switching Technology:

COLOR CONTROL PROFESSIONAL

Proof lights with electronic ballasts offer further advantages: Immediate start without flickering, prolonged tube life, flicker-free operation, energy saving qualities, and ease on the eyes.



Item No.	Type		Outside dim. cm	Lighted area cm	Watt	
Symmetrical						
2220	CC/FS	1-SY-2/18	42 x 63 x 7,5	40 x 60	2 x 18	
8078	CC/FS	2-SY-2/36	42 x 125 x 7,5	40 x 100	2 x 36	
2238	CC/FM	1-SY-3/36	60 x 126 x 12	50 x 100	3 x 36	
2469	CC/FD	3-SY-4/36	80 x 128 x 16	70 x 100	4 x 36	
10348	CC/FD	4-SY-4/58	80 x 158 x 16	70 x 130	4 x 58	
14753	CC/FD	6-SY-4/58	100 x 158 x 16	100 x 140	4 x 58	
Symmetrical - electronic ballasts - digital hour meter						
11262	CCP/FD	3-SY-4/36	80 x 128 x 16	70 x 100	4 x 36	
11270	CCP/FD	4-SY-4/58	80 x 158 x 16	70 x 130	4 x 58	
11288	CCP/FD	6-SY-4/58	100 x 158 x 16	100 x 140	4 x 58	





COLOR PROOF STATION

CHALLENGE 5000

JUST Normlicht's price-attractive proof station for the printing size 3B (70x100cm). Design looks good in conference rooms, prepress studios or advertising agencies.



To sum it up



- **Glare- and shadowfree**
- **Light casts on slanted work surface and rear wall (Challenge 5000)**
- **JUST special fluorescent tubes with 5000 or 6500 K**

Item No. 20123



PERFORMANCE 5000

Ideal support tool for optimal presentation of layouts, proofs, prints or transparencies. Important details: Daylight lamp with 5000 K, magnetic presentation board, three storage trays and rollers. Optional: shelf with integrated light surface.

A perfect companion!



Optional: Transparency viewer with swivel arm and light guard.

Item No.	Type	Outside dimensions cm	Printing size cm
----------	------	--------------------------	---------------------

CHALLENGE 5000			
20123	CPS/SR 3B DU	230 x 128 x 118	70 x 100
22749	CPS/SR 6B	230 x 158 x 118	100 x 140
20578	CPS/DN 2SWA/SR	transp. viewer	42 x 48 x 25
4374	CPS/SW	side walls (2x)	
PERFORMANCE 5000			
11924	CPS/VS 3B	198 x 117 x 60	102 x 74
11650	CPS/VS 3B C	with integrated light surface	88 x 37 cm

PROOF TOP MULTI



Optimize Visual Color Control for Proofs 50 x 70 cm

JUST Normlicht's new multi-purpose Proof Top is useful for several prepress requirements and adaptable to different workplace conditions. It can be used as a stand alone unit or placed on existing furniture. Equipped with a trolley, the Proof Top is turned into a free-standing mobile and space-saving Proof Station.




Optional:
trolley with rollers

Proof Top Multi
Item No.: 20438

- **Standardized light with 5000 Kelvin**
- **Asymmetrical Proof Light**



- **Light casts on rear wall and worksurface**
- **Glare and reflection-free**



Optional: transparency viewer integrated in rear wall


Item No.	Type		Outside dim (W x D x L) cm	Printing size cm
----------	------	--	----------------------------	------------------

PROOF TOP MULTI 5000

20438	CPT/SR 0B	Proof Top Multi 5000	81 x 74 x 101	50 x 70
20446	CPT/SR	Proof Rack	81 x 60 x 20	
20453	CPT/SR	Trolley	81 x 60 x 94	
20461	CPT/SR	Side walls (2x)		
10207	CPT/DN	Transparency viewer	34 x 38 x 4	
12039	CPT/DN 1EB/SR	Rear wall with light surface	15 x 20 cm	



Optional: side walls



Optional: with proof rack

PROOF

JUST NORMLICHT GERMANY



COLOR PROOF STATION

Get a grip on proof and final print ...

An asymmetrical proof light eliminates glare and shadows on the viewing surface.

Duplex: Light casts on the rear wall and work surface for comparison of proof and press sheet simultaneously.

Prooflight with special fluorescent tubes
JUST Color Control Daylight 5000/6500 K.

Base cabinet in 4 versions, make your choice!

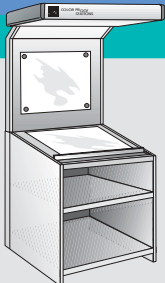



Transparency Viewer
with swivel arm and light guard
Art. 3681



PRINT

0B Illumination of work surface and rear wall for **printing size 2 x 0B (50x70 cm)**
Cabinet size: 100 x 80, inside: 90 x 73 cm
Side walls (optional): Item No. 4226

3B Illumination of work surface and rear wall for **printing size 2 x 3B (70x100 cm)**
Cabinet size: 120 x 90, inside: 110 x 83 cm
Side walls (optional): Item No. 4242

 <p>Description: 1 shelf</p>	 <p>Description: 1 shelf 1 drawer (12 cm) 2 doors</p>	 <p>Description: 1 shelf 3 drawers (3,5 cm) 2 doors</p>	 <p>Description: 1 shelf 12 drawers (3,5 cm)</p>
<p>Item No.: 8920 0B Type: CPS/MS 015/1</p>	<p>Item No.: 9837 0B Type: CPS/MS 015/13</p>	<p>Item No.: 9548 0B Type: CPS/MS 015/5</p>	<p>Item No.: 9407 0B Type: CPS/MS 015/10</p>
<p>Item No.: 14555 3B Type: CPS/MS 315/1</p>	<p>Item No.: 8839 3B Type: CPS/MS 315/13</p>	<p>Item No.: 8979 3B Type: CPS/MS 315/5</p>	<p>Item No.: 8821 3B Type: CPS/MS 315/10</p>

PAPER QUALITY STATION



Paper Quality Station

Quality control in paper production
Special unit with three different light sources:

- Transmissive light to check material cell structure
- Surface light for detailed examination, e.g. scratches or unevenness
- Reflective light for evaluation of coatings (UV) and for complete evaluation (D65).



**Light surface
variably dimmable**

Item No.: 1859 / 6500



6B/7B



Item No.: 15446

6B

Even illumination of work surface for the printing size 6B 100 x 120 cm.
Cabinet size: 159x127cm
inside: 149x117cm

7B

Even illumination of work surface for the printing size 7B 120 x 160 cm.
Cabinet size: 180x143cm
inside: 170x133cm

Depending on paper width, units can be used alone (width: 123 cm) or in a row. As an option to eliminate exterior light influences, side and rear walls may be installed. Individual solutions available on request.

Proof Station in large format size

Asymmetrical proof light with JUST special fluorescent tubes COLOR CONTROL DAYLIGHT, base cabinet with adjustable slanted work surface, seven 3,5 cm drawers, one 12 cm drawer and one privat safe.

Item No.	Type	Lighted area worksurface cm	Outside dimension cm
Color Proof Station			
15446	CCP/PS 6B	110 x 150	235 x 159 x 175
13680	CCP/PS 7B	120 x 160	235 x 180 x 192
Paper Quality Station			
1859/6500	PQS/CC	119 x 96	230 x 123 x 122
2295	PQS/SW	side walls (2x)	
2204	PQS/RW	rear wall	



OFFSET PLATE CONTROL

Ergonomically designed for the inspection and correction of plates.

Allows for systematic viewing and control by operator - step by step - plate by plate!



Illuminated Inspection Area

with smoothly moving magnifying glass and comfortable hand rest support. The control frame is adjustable to eye level (160-180 cm), essential for comfortable working in upright position.

Proof light (optional)
Inspection of the entire plate for the "first glance"

Glide Plate
Easy glide plate movement via fingertip motion of operator.

Storage Trays
(optional)



Basic version, Item No. 3889
Proof light and storage trays as an option.

To sum it up



- Saves money in press downtime
- Increases work flow
- Assures quality
- Pays for itself in virtually no time

Allows for systematic viewing and correcting of plates by operator while in standing position.

Item No.	Type	Outside dimensions L x W x D cm	Plate format cm	Illuminated area cm
----------	------	------------------------------------	--------------------	------------------------

Offset Plate Inspection Station				
3889	OP/1	205 x 128 x 57	120 x 90	-
3913	OP/F1 Combi	205 x 128 x 57	120 x 90	110 x 70
2287	OP/FM 1 SY	12 x 126 x 60	proof light OP/1	
1925	OP/1 AF	120 x 90 x 5	storage trays	
3897	OP/2	205 x 166 x 57	157 x 131	-
3921	OP/F2 Combi	205 x 166 x 57	157 x 131	147 x 70
2691	OP/FM 2 SY	12 x 158 x 60	proof light OP/2	

COMBI: rear wall with transmissive light for checking printing films.

CONTROL STATION CtP PRO



Control Station CtP PRO - makes spot checks of CtP-/Offset plates more efficiently and safely...

Today, quality control becomes much more important during all digital prepress steps, especially with the process of computer to plate. The printing plate is the last and sometimes the only visible hardcopy which can be checked before starting the printing machine.

- Comes with an asymmetrical proof light for even illumination of the plate
- Vertical control panel allows comfortable and easy positioning of plates
- Magnifying glass with comfortable hand rest support
- Magnifying glass moves smoothly in vertical and horizontal directions
- Manual height adjustable plate board for comfortable working in upright position
- Adjustable slanted plate board can be used for color matching of press sheets under standardized lighting conditions.



Item No.	Typ	Outside dimensions L x W x D cm	Plate format cm	Control area of magnifying glass cm
----------	-----	------------------------------------	--------------------	--

Control Station CtP PRO

10280	CTP/1	220 x 140 x 70	125 x 90	107 x 80
10306	CTP/2	220 x 185 x 70	157 x 131	149 x 126
10389	CTP/3	220 x 225 x 70	204 x 151	185 x 145

The new CONTROL STATION CtP PRO combined with DIGITAL MICRO SCOPE DMS 910 makes it more comfortable to calibrate CtP-platesetters and to determine dot percentage or screen ruling of printing plates.





SYSTEM CABINET



Individual storage possibilities...

JUST System Cabinets with flexible cabinet configurations improve the organization of each work station.

Cabinets with slanted surface – are ideally used in combination with proof lights.

Integrated light surface – available for all cabinets.


0B Outside dimensions: 100 x 80 cm
 Inside dimensions: 90 x 73 cm
 Light area: 90 x 63 cm / optional

3B Outside dimensions: 120 x 90 cm
 Inside dimensions: 110 x 83 cm
 Light area: 100 x 73 cm / optional

12 HE Cabinet		Height 80 cm	
	Description: 1 drawer 12 cm 2 doors		Description: 6 drawers 8,5 cm
0B	Item No.: 8565 Type: CAM/BS 012/5	0B	Item No.: 8672 Type: CAM/BS 012/9
3B	Item No.: 14563 Type: CAM/BS 312/5	3B	Item No.: 24414 Type: CAM/BS 312/9
	Description: 1 shelf 9 drawers 3,5 cm		
0B	Item No.: 3798 Type: CAM/BS 012/10	0B	Item No.: 3798 Type: CAM/BS 012/10
3B	Item No.: 15305 Type: CAM/BS 312/10	3B	Item No.: 15305 Type: CAM/BS 312/10
15 HE Cabinet		Height 95 cm	
	Description: 2 shelves 2 doors		Description: 5 drawers 12 cm
0B	Item No.: 5736 Type: CAM/BS 015/4	0B	Item No.: 5769 Type: CAM/BS 015/9
3B	Item No.: 13508 Type: CAM/BS 315/4	3B	Item No.: 13656 Type: CAM/BS 315/9
	Description: 1 shelf 1 drawer 12 cm 9 drawers 3,5 cm		
0B	Item No.: 6502 Type: CAM/BS 015/8	0B	Item No.: 6502 Type: CAM/BS 015/8
3B	Item No.: 13664 Type: CAM/BS 315/8	3B	Item No.: 13664 Type: CAM/BS 315/8
15 HE Cabinet - slanted work surface		Height 118 cm	
	Description: 1 shelf 1 drawer 12 cm 2 doors		Description: 5 drawers 12 cm
0B	Item No.: 9720 Type: CAM/AS 015/13	0B	Item No.: 5595 Type: CAM/AS 015/9
3B	Item No.: 8987 Type: CAM/AS 315/13	3B	Item No.: 10298 Type: CAM/AS 315/9
	Description: 15 drawers 3,5 cm		
0B	Item No.: 5629 Type: CAM/AS 015/11	0B	Item No.: 5629 Type: CAM/AS 015/11
3B	Item No.: 10330 Type: CAM/AS 315/11	3B	Item No.: 10330 Type: CAM/AS 315/11

Please ask for further information.

STUDIO LIGHT



Power Light


Light intensive POWER LIGHT with 24 x 55 Watt for use in the JUST Studio (optional) or as separate ceiling light.

STUDIO Light HF 5000

Ideal light for digital photography. Large surface light spread with constant daylight 5000 Kelvin quality. Absolute flicker free due to new electronic ballast. Electronic slide dimmer to regulate light intensity. Voltage fluctuation below 1%. Suppression of upper wave frequency.

JUST STUDIO LIGHT SYSTEM 5000

The entire studio offers the user a complete solution, quick set-ups and an efficient working environment. The studio is ready in minutes and completely equipped with three lamps that are variably adjustable on mobile support arms and the studio surface is equipped with dimmable transmissive lighting. Dim.: Width 128 cm, depth 110 cm, height 212 cm, worksurface height 82 cm. **Complete studio (8243) inclusive 3 lamps (2/4/6x55W) and backdrop. Please ask for further information.**



Item No.	Type	Description	Watt
Studio Light HF 5000 - Studio Lamps, Accessories			
7518	HF5/SL 1	studio lamp	2 x 55 W
7526	HF5/SL 2 DI	studio lamp	4 x 55 W
7534	HF5/SL 3 DI	studio lamp	6 x 55 W
7625	HF5/SL 4 DI	studio lamp POWER	24 x 55 W
3673	HF5/SR 1	reflector frame	for 2 x 55 W
4044	HF5/SR 2	reflector frame	for 4 x 55 W
5652	HF5/SR 3	reflector frame	for 6 x 55 W
20966	DTS/ST	tripod	
5017		counterweight	for SL2 and SL3
Studio Light System 5000			
8243	DTS/FS	complete studio incl. backdrop	
7005	DTS/RC	Electronic Remote Control	

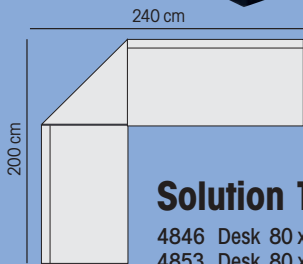


Electronic Remote Control

Each studio light can be operated by remote control as an option.

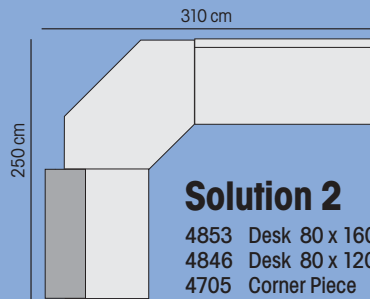


GRAPHIC DESK 5000



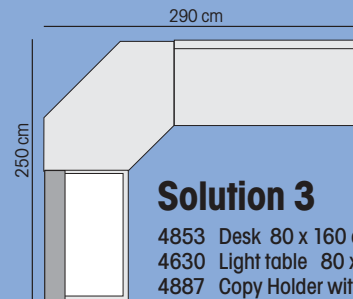
Solution 1

- 4846 Desk 80 x 120 cm
- 4853 Desk 80 x 160 cm
- 4614 Corner Piece



Solution 2

- 4853 Desk 80 x 160 cm
- 4846 Desk 80 x 120 cm
- 4705 Corner Piece
- 4861 Monitor bridge 120 cm



Solution 3

- 4853 Desk 80 x 160 cm
- 4630 Light table 80 x 120 cm
- 4887 Copy Holder with proof light
- 4705 Corner piece

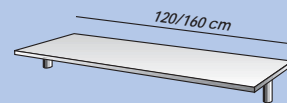
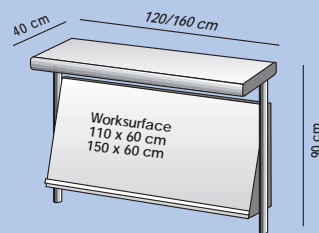
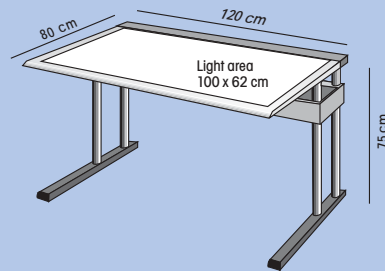
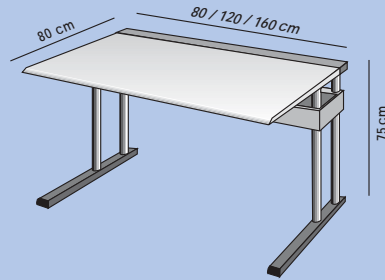
To sum it up



- Different table sizes
- Third working level
- Standardized light parts
- Cable channel
- Stainless steel base



GRAPHIC DESK 5000



GRAPHIC DESK 5000

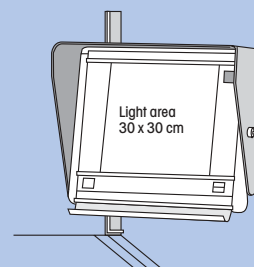
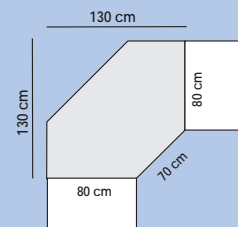
Graphic Desk 5000

The workstation solution from JUST NORMLICHT:

A narrow but effective program!
A simple and flexible solution that makes sense for all areas of the graphic industry, with possibilities to vary table sizes, light surfaces and corner pieces.

Standard with cable channels and stainless steel base.

Surface: light grey RAL 7035
Base: black/stainless steel



Desk

Item No.	Type	Dimensions W x D x L cm
4358	GM2/TS 80	80 x 80 x 75
4846	GM2/TS 120	120 x 80 x 75
4853	GM2/TS 160	160 x 80 x 75

Light Table

Item No.	Type	Dimensions W x D x L cm
4630	GM2/TL120	120 x 80 x 75 Light area 100 x 62 cm

Copy Holder with proof light

Item No.	Type	Dimensions W x D x L cm
4887	GM2/VH 120	120 x 40 x 90
5918	GM2/VH 160	160 x 40 x 90

Monitor Bridge

Item No.	Type	Dimensions W x D x L cm
4861	GM2/MB120	120 x 40 x 15
4531	GM2/MB160	160 x 40 x 15

Corner Piece

Item No.	Type	Dimensions L x W cm
4705	GM2/VK	130 x 130
4614	GM2/VK2	80 x 80

Transparency Viewer with swivel arm and light guard

Item No.	Type	Dimensions L x W x D cm
2667	GM2/DN2	42 x 48 x 25

LIGHT

COLOR



www.just-normlicht.com



JUST Normlicht is member of:



JUST NORMLICHT GERMANY

www.just-normlicht.com

info@just-normlicht.com